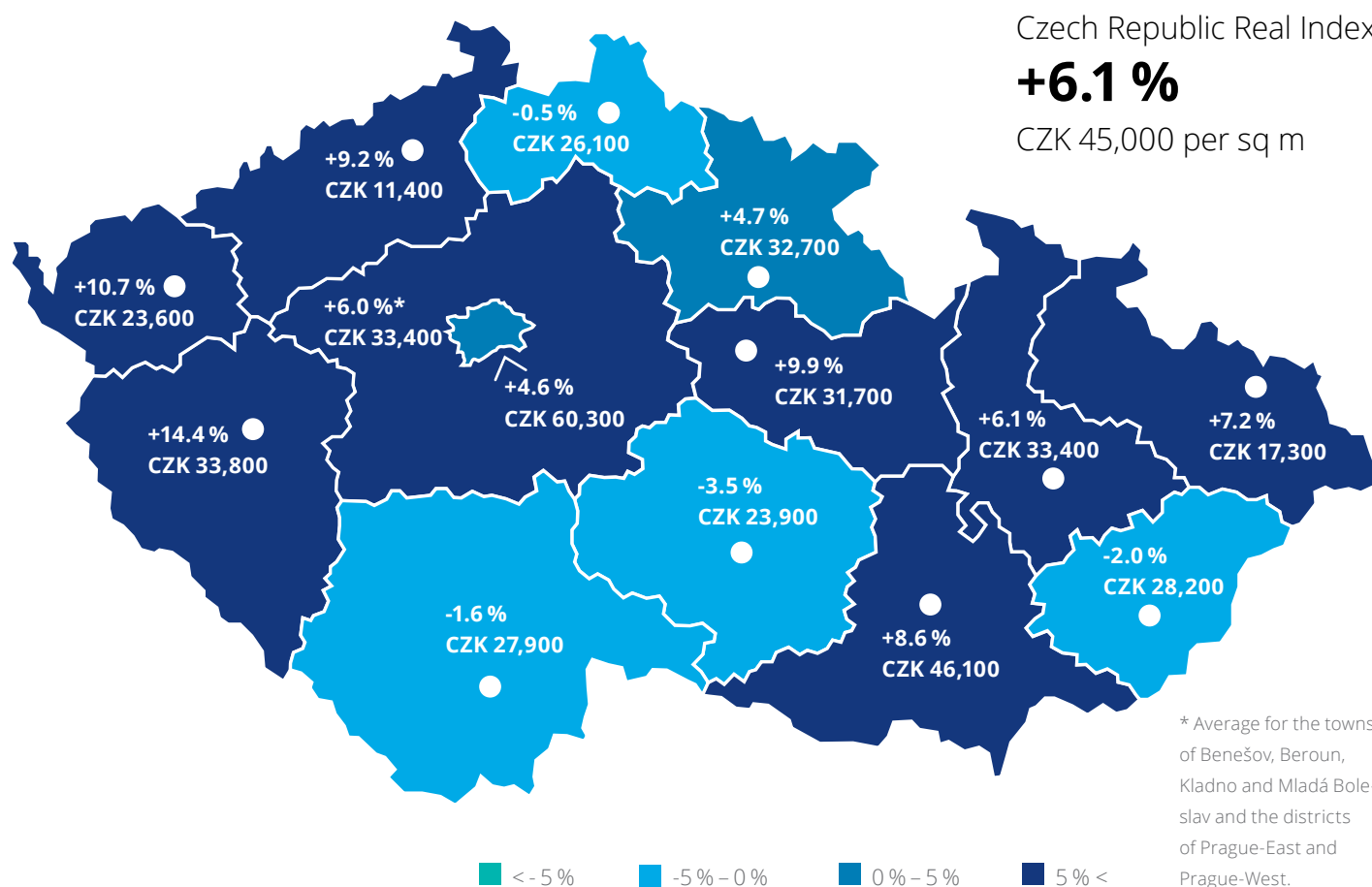


Deloitte Real Index Q2 2016

Actual prices of apartments sold in the CR



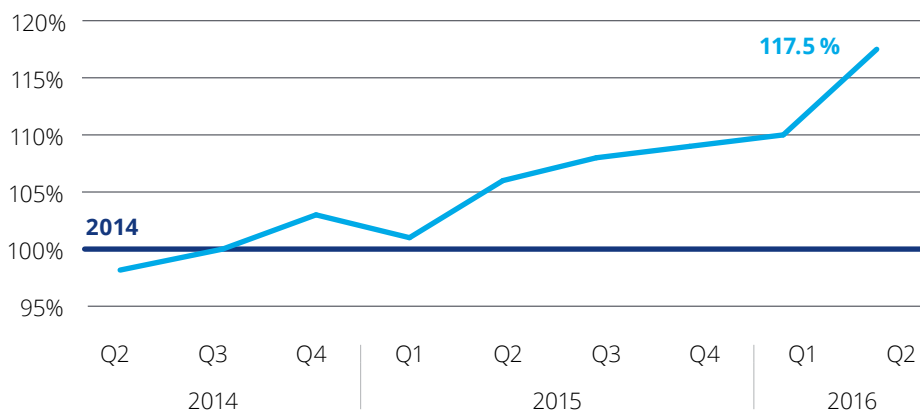
Czech Republic Real Index

represents the change in the average price percentage denoting the apartments sold in the regional capitals compared to the previous period (Q1 2016).

Price per sq m in the reviewed quarter for the sales completed in the regional capitals.

The data concerns the sales of apartments incorporated in the land registry in the form of purchase contracts.

Development of the actual apartment sales prices index in Prague and regional capitals



— Realised sales price
— Average realised sales price for the whole of 2014 = 100 %
All the prices include VAT.




**Average price, aggregate transaction volume and the number of sales
in the reviewed period Q2 2016 per segment in Prague and regional capitals**



Development projects
CZK 57,600 Kč per sq m
CZK 8.1 billion
2,002 sales (of which
1,394 first sales)

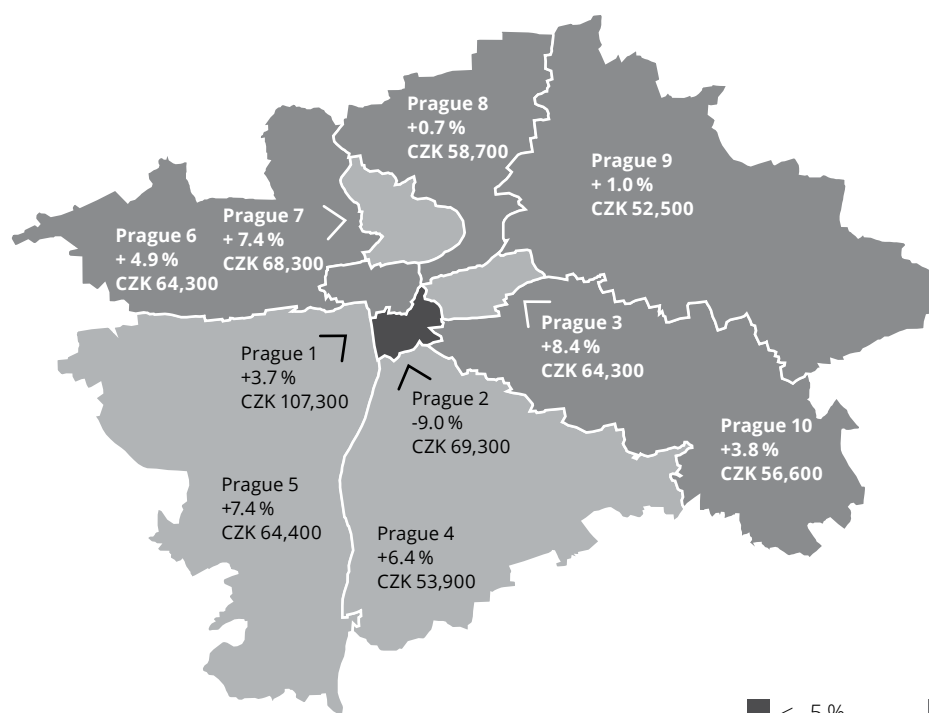
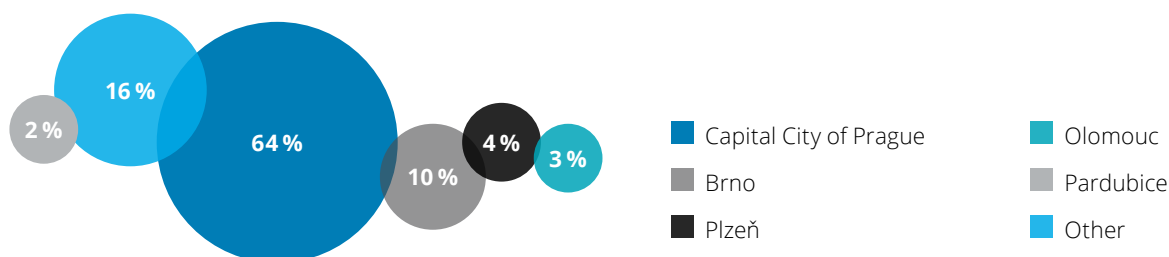


Brick houses
CZK 45,100 per sq m
CZK 5.8 billion
1,974 sales



**Prefab. apartment
buildings**
CZK 34,000 per sq m
CZK 4.7 billion
2,442 sales

Structure of the apartment sales volume in Q2 2016



Prague Real Index

+4.6 %


CZK 60,300 per sq m

PRAGUE REAL INDEX

represents the change in the average price percentage denoting the apartments sold compared to the previous period (Q1 2016).

Price per sq m in the reviewed quarter for the sales completed.

The data concerns the sales of apartments incorporated in the land registry in the form of purchase contracts.



**Average price, aggregate transaction volume and the number of sales
in the reviewed period Q2 2016 per segment in Prague**



Development projects
CZK 65,100 per sq m
CZK 6.2 billion
1,296 sales (of which
841 first sales)



Brick houses
CZK 62,700 per sq m
CZK 3.7 billion
881 sales



**Prefab. apartment
buildings**
CZK 49,000 per sq m
CZK 2.2 billion
790 sales