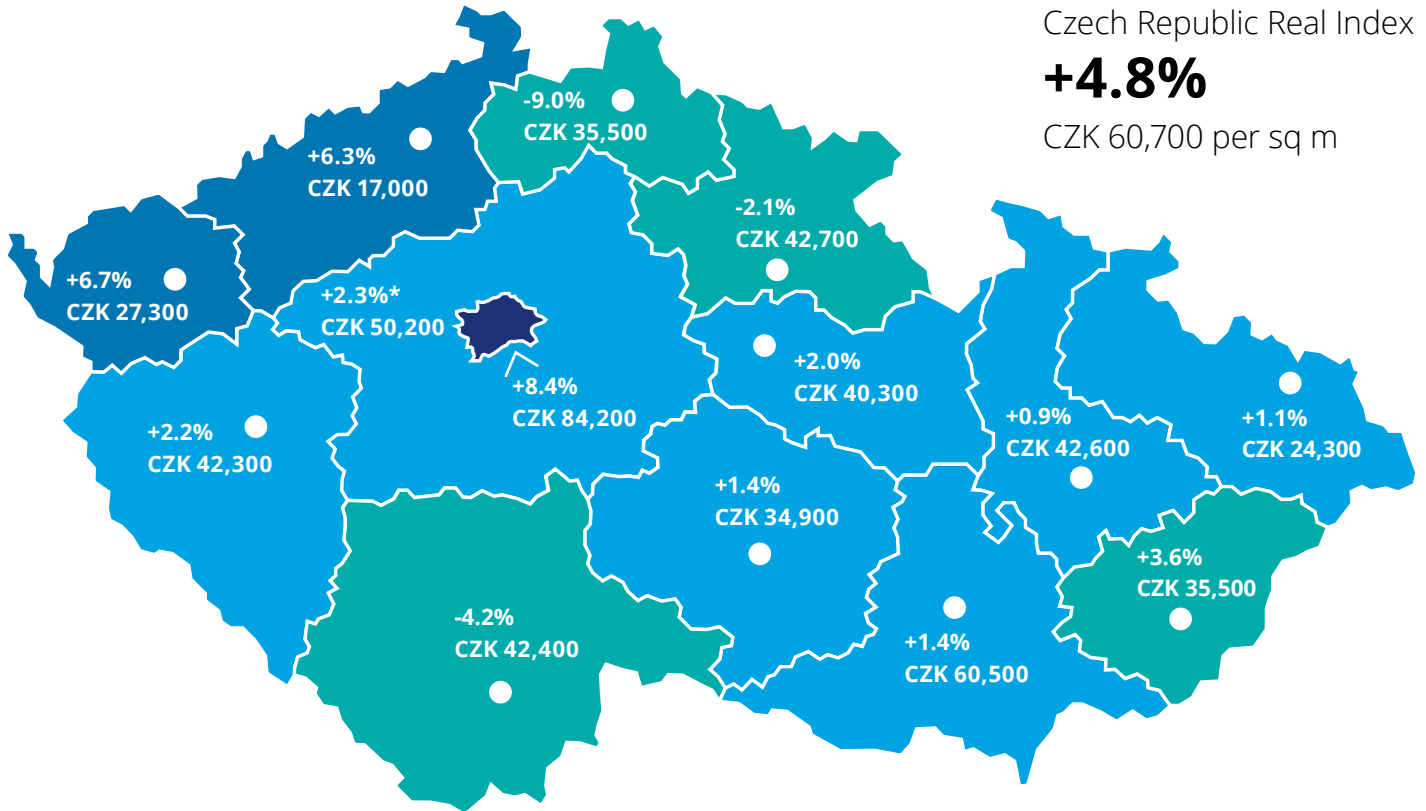


Deloitte Real Index Q2 2019

Actual prices of apartments sold in the CR



Czech Republic Real Index
+4.8%
 CZK 60,700 per sq m

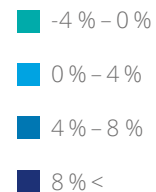
Czech Republic Real Index

represents the change in the average price percentage denoting the apartments sold in the regional capitals compared to the previous period (Q1 2019).

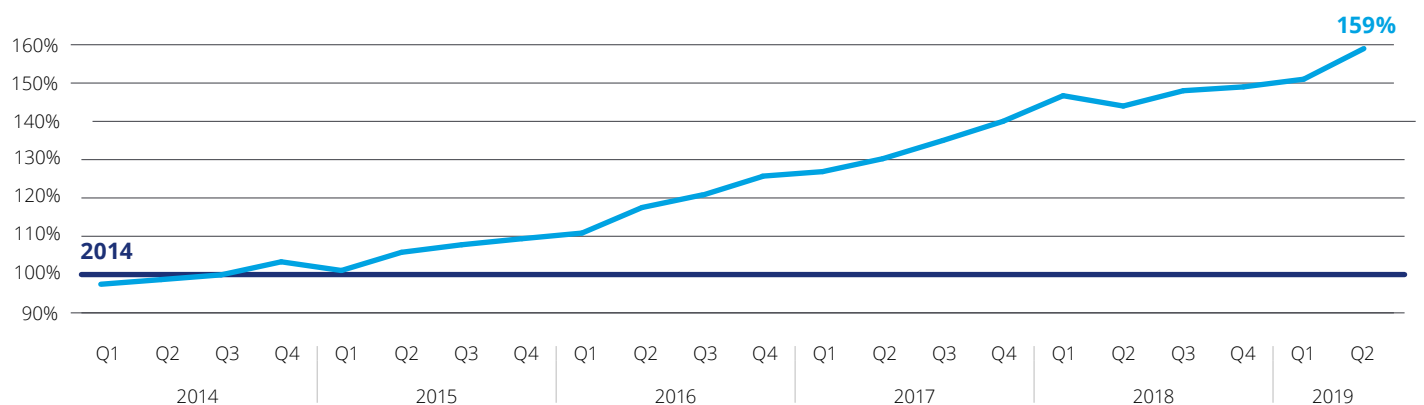
Price per sq m in the reviewed quarter for the sales completed in the regionals capitals.

The data concerns the sales of apartments incorporated in the land registry in the form of purchase contracts.

* Average for the towns of Benešov, Beroun, Kladno and Mladá Boleslav and the districts of Prague-East and Prague-West.



Development of the actual apartment sales prices index in Prague and regional capitals



— Realised sales price
 — Average realised sales price for the whole of 2014 = 100%
 All the prices include VAT.




Average price, aggregate transaction volume and the number of sales in the reviewed period Q2 2019 per segment in Prague and regional capitals



Development projects
CZK 73,100 per sq m
 CZK 12.7 billion
 2,654 sales (of which
 1,889 first sales)




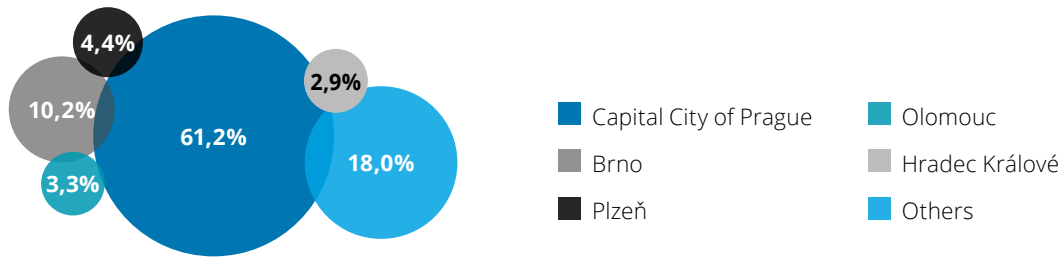
Brick houses
CZK 60,500 per sq m
 CZK 6.1 billion
 1,587 sales



Prefab. apartment buildings
CZK 46,300 per sq m
 CZK 5.8 billion
 2,223 sales

first sales CZK 71,800 per sq m
 re-sales CZK 76,300 per sq m
 apartments marked as sold by developers CZK 81,700 per sq m

Structure of the apartment sales volume in Q2 2019



Prague Real Index

+8.5%

CZK 84,300 per sq m

PRAGUE REAL INDEX

represents the change in the average price percentage denoting the apartments sold compared to the previous period (Q1 2019).

Price per sq m in the reviewed quarter for the sales completed.

The data concerns the sales of apartments incorporated in the land registry in the form of purchase contracts.



Average price, aggregate transaction volume and the number of sales in the reviewed period Q2 2019 per segment in Prague



Development projects
CZK 89,700 per sq m
 CZK 8.6 billion
 1,427 sales
 (of which 989 first sales)



Brick houses
CZK 87,900 per sq m
 CZK 3.8 billion
 683 sales



Prefab. apartment buildings
CZK 68,500 per sq m
 CZK 2.6 billion
 676 sales

first sales CZK 90,700 per sq m
 re-sales CZK 87,400 per sq m
 apartments marked as sold by developers CZK 97,500 per sq m